




















3 50m Freestyle Women Final

Official

1 Final 13 years

Official





heat Started at: 05:42 PM (+ 7 min)

Lane	Competitor	Age	Club	RT	PTS	Rank	Result
0	 Charlotte Dunne	13		0.78		8	28.37 Entry: 28.74 -0.37
1	 Myla Duncan	13		0.70		6	28.14 Entry: 28.37 -0.23
2	 Indie Herbert	13		0.64		1	27.49 Entry: 28.28 -0.79
3	 Sophia Kivileva	13		0.64		2	27.84 Entry: 28.25 -0.41
4	 Amelia McEwan	13		0.69		3	27.98 Entry: 28.01 -0.03
5	 Sarah Choi	13		0.66		4	28.04 Entry: 28.17 -0.13
6	 Jorja Postill	13		0.73		5	28.08 Entry: 28.26 -0.18
7	 Anae Delande (N)	13		0.68		7	28.21 Entry: 28.31 -0.10
8	 Harriet McHardy	13		0.65		10	28.62 Entry: 28.68 -0.06
9	 Catherine Li	13		0.75		9	28.46 Entry: 28.81 -0.35

2 Final 14 years

Official

heat Started at: 05:45 PM (+ 9 min)

Lane	Competitor	Age	Club	RT	PTS	Rank	Result
0	 Maddison Chang	14		0.63		10	28.39 Entry: 28.36 +0.03
1	 Camille Zhou	14		0.66		9	28.13 Entry: 28.04 +0.09







2	Sophia McClinto	14	Waiwaka	0.64	5	27.67 Entry: 27.95 -0.28
3	Marli Coverdale	14	Cl	0.66	3	27.25 Entry: 27.73 -0.48
4	Grace Khelan (V	14		0.63	1	26.71 Entry: 27.04 -0.33
5	Jade Lyles	14	PHOENIX SWIMS	0.70	2	27.06 Entry: 27.12 -0.06
6	Catherine Tegmæ	14	Swimmer	0.72	7	27.98 Entry: 27.81 +0.17
7	Lola Stewart	14	E	0.59	6	27.80 Entry: 27.97 -0.17
8	Georgia Duske	14	EVO LIFFION	0.62	4	27.62 Entry: 28.08 -0.46
9	Elieta Tukia	14	ST FRANCIS SWIMMING CLUB	0.74	7	27.98 Entry: 28.42 -0.44

3 Final 15 years

Official

heat Started at: 05:47 PM (+ 10 min)





















Lane	Competitor	Age	Club	RT	PTS	Rank	Result
0	Vanzin McManus	15	Cl	0.70		9	28.31 Entry: 28.29 +0.02
1	Lily Hill	15	AUCKLAND SWIMMING CLUB	0.73		10	28.39 Entry: 28.20 +0.19
2	Tandia Fisher	15	WHAREMATUA SWIMMING CLUB	0.67		5	27.52 Entry: 27.61 -0.09
3	Alyssa Bai	15	PCA	0.70		4	27.38 Entry: 27.35 +0.03
4	Octavia Mahone	15	Cl	0.60		1	26.77 Entry: 26.99 -0.22
5	Mackenzie Tobin	15	PERWELL	0.65		2	26.85 Entry: 27.26 -0.41
6	Rachel Pui	15	WHANGAREI WHANGAREI	0.72		3	27.27 Entry: 27.41 -0.14

7	 Leiana Moh Paa	15		0.69	6	27.94 Entry: 27.86 +0.08
8	 Emily Saunders	15		0.67	7	28.05 Entry: 28.22 -0.17
9	 Olivia Vivian	15		0.73	8	28.22 Entry: 28.41 -0.19

4 Final 16 years

Official

heat Started at: 05:50 PM (+ 12 min)

Lane	Competitor	Age	Club	RT	PTS	Rank	Result
0	 Macey Yeo	16		0.68		9	28.25 Entry: 28.35 -0.10
1	 Ruby Sisam	16		0.70		6	28.00 Entry: 28.25 -0.25
2	 Brooke Speers	16		0.65		5	27.89 Entry: 28.00 -0.11
3	 Alex McIntosh	16		0.70		3	27.21 Entry: 27.52 -0.31
4	 Madeleine Wilso	16		0.65		1	26.24 Entry: 26.42 -0.18
5	 Kiri Yamagami	16		0.65		2	26.90 Entry: 27.25 -0.35
6	 Camryn Guthrie	16		0.81		4	27.51 Entry: 27.71 -0.20
7	 Jessica Richards	16		0.76		7	28.02 Entry: 28.01 +0.01
8	 Lily Smith	16		0.74		8	28.11 Entry: 28.26 -0.15
9	 Arissa Liu	16		0.68		10	28.35 Entry: 28.37 -0.02